

Silver Blades 2024-2025 Club Ice Guide:

Signing up for Club Ice this year is easy and gives families more flexibility and control of your schedule! At this time, Club Ice is reserved for skaters who have PASSED Pre-Freeskate.

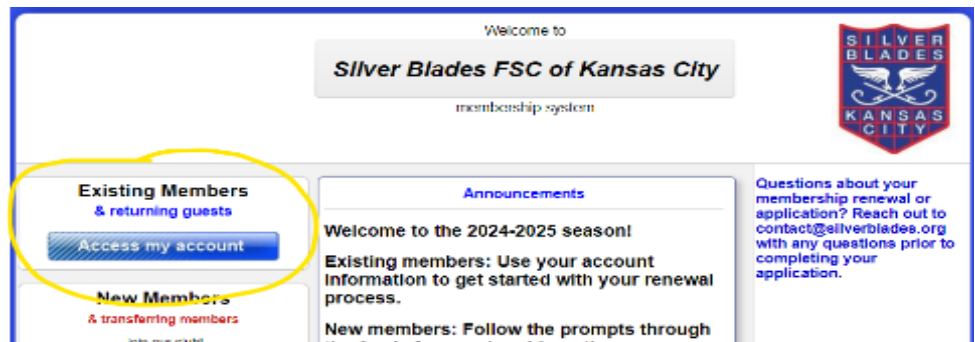
What's new:

- Signups and scheduling will take place through EntryEeze. All payments will be through the site as well. No more “cash or check only”.
- No more locked in contracts with make-ups. You pick your dates in advance and can reschedule if you have a conflict. (Just make sure your coach knows if you plan on having a lesson!)

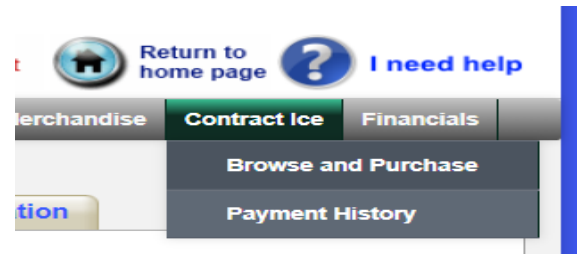
How Do I sign up?

First, if you plan on having lessons on a repeating Club Ice session, make sure you have coordinated with your coach.

1. Login to the [Silver Blades EntryEeze portal](#) and click on the Access my Account button. This is the same site used for membership and to sign up for testing.



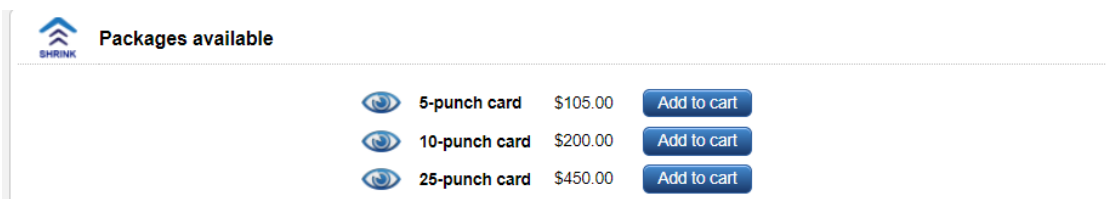
2. Once logged in, navigate to Contract ice by selecting “Contract Ice”, then “Browse and Purchase”.



Buying Punch Cards:

The first step is to buy a punch card for the number of sessions you want in the season.

1. Select the skater participating in Club Ice. (NOTE: If you have multiple skaters, you can repeat this option after placing the first skater’s punch card option in your shopping cart.)
2. Expand the arrows next to “Packages available”. You will see the three package options available. Select the package that is the best fit for your skater. The bigger packages do offer savings, but there are no refunds, so do not buy a package bigger than your availability. **The current year Club Ice Calendar has 27 Mondays, 30 Wednesdays, 28 Saturdays available for purchase.**



3. Once you have added a package to your cart, read and sign the rules and waivers. Select “Save all answers”
4. You will be returned to the home screen. From here, you can either check out by clicking “Cart/Checkout” or add additional packages for additional skaters.

- Once you have completed the Checkout and purchased your package(s), you will have credits that you may use towards any of the Club Ice sessions available and not full.

Reserving Sessions:

After buying your punch cards, this is how you will secure your spot on a club ice date.

- On the quick menu, select “Contract Ice”, then “Browse and Purchase” screen to make selections.
- Expand the arrows next to Bluhawk to

see all available sessions. Your credits are displayed on the right hand side. In this example, there is one credit available. Click the “Select this session” button for all sessions you want to reserve.

- If you have lessons during Club Ice, it is recommended to reserve all your sessions in advance to hold your spot. You can always “Deselect” a session later if your plans change, and the session credit will apply back to your account.
- For all other skaters, it is okay to only reserve what you know you want. Your unused credits will appear on the right side of the screen and can be applied anytime throughout the season.
- You may “deselect” a session up to 5 minutes before that session is scheduled to start and still retain your punch card credit. Please help us by cancelling the session as soon as you can, so that we may allow another skater to take your place.
- There are no make-up credits. If a skater no-shows on a reserved session or doesn’t cancel by 5 minutes before the session start, the credit is lost. Make sure to deselect your reservation if you know you are going to miss your reserved session.

Packages available					
Sessions available:					Your pre-purchased sessions remaining: 1
Bluhawk					
Week of Sunday, September 8					
Wed, Sep 11	4:30 PM	ALL SKATERS	Bluhawk	<input type="checkbox"/>	Select this session
Sat, Sep 14	10:00 AM	ALL SKATERS	Bluhawk	<input type="checkbox"/>	Select this session
Week of Sunday, September 15					
Mon, Sep 16	4:30 PM	ALL SKATERS	Bluhawk	<input type="checkbox"/>	Select this session
Wed, Sep 18	4:30 PM	ALL SKATERS	Bluhawk	<input type="checkbox"/>	Select this session
Sat, Sep 21	10:00 AM	ALL SKATERS	Bluhawk	<input type="checkbox"/>	Select this session
Week of Sunday, September 22					
Mon, Sep 23	4:30 PM	ALL SKATERS	Bluhawk	<input type="checkbox"/>	Select this session
Wed, Sep 25	4:30 PM	ALL SKATERS	Bluhawk	<input type="checkbox"/>	Select this session

*Note: The light blue bar located between **Bluhawk** and the selection button indicates the capacity for that session. As reservations are made, the light blue will darken from the left to show how close to full (24 skaters) a session is growing.*

Walk-on Purchases

Sessions will be open for walk-on purchases one week prior to the session. When this option is available, an “add to cart” option will appear next to the session. Members and associate members may purchase a “Member walk-on” at \$22 per session (plus EntryEeze convenience fees). Non-members may purchase a “Guest walk-on”, sold at a higher rate of \$25 per session. Club Ice is a benefit to our members and associate members. If your skater is planning to use a “Guest walk-on” more than 5-6 times this year, an associate membership could save you money long term.

What to do at the Rink before the session begins:

Check in with the Ice Monitor before stepping on Club Ice. The monitor should have access to confirm your reservation, but always be prepared to show your reservation on your phone or bring a printed copy to confirm your reservation for the session.